



Funds Management

Quarterly Fund Update: Salt NZ Dividend Appreciation Fund – 31 December 2016

This fund update was first made publicly available on 10 February 2017

What is the purpose of this update?

This document tells you how the Salt NZ Dividend Appreciation Fund has performed and what fees were charged. The document will help you to compare the fund with other funds. Salt Investment Funds Limited prepared this update in accordance with the Financial Markets Conduct Act 2013. This information is not audited and may be updated.

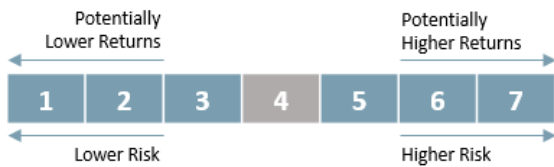
Description of this fund

The Salt NZ Dividend Appreciation Fund targets a portfolio of shares of New Zealand companies that may, in our opinion, pay high and sustainable dividends. A considerable body of robust research suggests that stocks with strong and sustained dividend policies tend to generate higher free cash flow than average and outperform their index benchmarks over time. The strategy is not intended to naively generate the highest possible yield but rather to generate a high and sustainable dividend yield.

Total value of the fund	\$35,646,878
The date the fund started	30 June 2015

What are the risks of investing?

Risk indicator for the Salt NZ Dividend Appreciation Fund



The risk indicator is rated from 1 (low) to 7 (high). The rating reflects how much the value of the fund's assets goes up and down. A higher risk generally means higher potential returns over time, but more ups and downs along the way.

To help you clarify your own attitude to risk, you can seek financial advice or work out your risk profile at www.sorted.org.nz/tools/investor-kickstarter.

Note that even the lowest category does not mean a risk-free investment, and there are other risks that are not captured by this rating.

This risk indicator is not a guarantee of a fund's future performance. The risk indicator is based on the returns data for a five-year period to 31 December 2016. While risk indicators are usually relatively stable, they do shift from time to time. The risk indicator will continue to be updated in future fund updates.

See the product disclosure statement (PDS) for more information about the risks associated with investing in this fund.

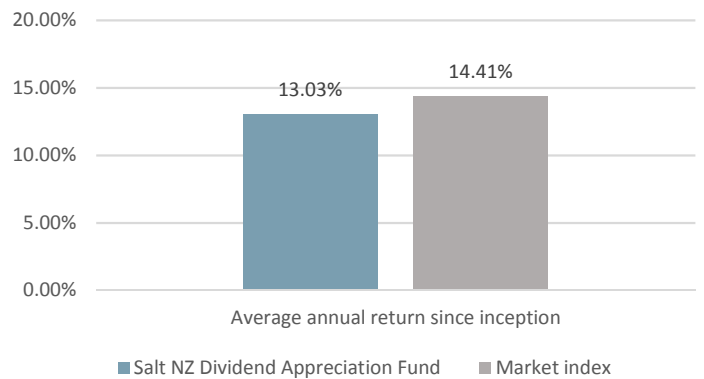
How has the fund performed?

Past year to 31 December 2016

Annual return (after deductions for charges and tax)	9.34%
Annual return (after deductions for charges but before tax)	10.87%
Market index annual return (reflects no deduction for charges and tax)	10.10%

The market index is the S&P/NZX 50 Gross (including Imputation Credits) Index. For more information about the market index see the offer register at www.business.govt.nz/disclose.

Annual return graph



The shows the average annual return after fund charges and tax since the fund started, up to 31 December 2016.

Important: This does not tell you how the fund will perform in the future.

Returns in this update are after tax at the highest prescribed investor rate (PIR) of tax for an individual New Zealand resident. Your tax may be lower.

What fees are investors charged

Investors in the Salt NZ Dividend Appreciation Fund are charged fund charges. In the year to 31 March 2016, these were:

	% of net asset value
Total fund charges	1.24%
Which are made up of:	
Total management and administration charges	1.24%
Including:	
Manager's basic fee	1.01%
Other management and administration charges	0.23%
Total performance-based fees	0.00%

Investors may also be charged individual action fees for specific actions or decisions (for example, for withdrawing from or switching funds). See the PDS on the offer register at www.business.govt.nz/disclose for more information about those fees.

SALT FUNDS MANAGEMENT

Level 3, The Imperial Buildings, 44 Queen Street | PO Box 106-587, Auckland 1143

P: +64 9 967 7276 | E: info@saltfunds.co.nz | www.saltfunds.co.nz

Example of how this applies to an investor

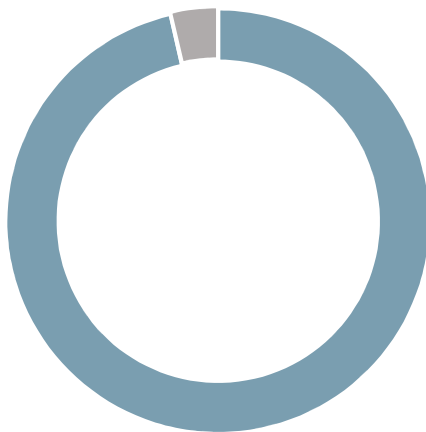
Small differences in fees and charges can have a big impact on your investment over the long term.

Sam had \$10,000 in the fund at the start of the year and did not make any further contributions. At the end of the year, Sam received a return after fund charges were deducted of \$1,087 (that is 10.87% of his initial \$10,000). This gives Sam a total return after tax of \$934 for the year.

What does this fund invest in?

This shows the types of assets that the fund invests in.

Actual investment mix



- Australasian equities - 96.38%
- Cash & cash equivalents - 3.62%

Target investment mix

Australasian equities	100%
-----------------------	------

Top 10 investments

Name	% of Fund Net Assets	Type	Country
Contact Energy	9.49%	Australasian Equities	NZ
Fletcher Building	7.87%	Australasian Equities	NZ
Fisher & Paykel Healthcare	7.71%	Australasian Equities	NZ
Auckland International Airport	6.51%	Australasian Equities	NZ
Spark New Zealand	5.93%	Australasian Equities	NZ
Restaurant Brands NZ	4.28%	Australasian Equities	NZ
Meridian Energy	3.93%	Australasian Equities	NZ
Z Energy	3.87%	Australasian Equities	NZ
Cash at Bank (NZD)	3.81%	Cash	NZ
Ryman Healthcare	3.36%	Australasian Equities	NZ

The top 10 investments make up 56.76% of the net asset value of the fund.

Key personnel

Matthew Goodson	
Current position	Managing Director
Time in position	3 years & 7 months
Previous position	Portfolio Manager at BT Funds Management (NZ) Limited
Time in position	4 years & 5 months

Paul Harrison	
Current position	Managing Director
Time in position	3 years & 7 months
Previous position	Portfolio Manager at BT Funds Management (NZ) Limited
Time in position	5 years

David Oxley	
Current position	Head of Research
Time in position	3 years & 7 months
Previous position	Head of Research at BT Funds Management (NZ) Limited
Time in position	3 months

Andrew Bolland	
Current position	Investment Analyst
Time in position	3 years & 7 months
Previous position	Analyst at BT Funds Management (NZ) Limited
Time in position	2 years and 6 months

Michael Kenealy	
Current position	Investment Analyst
Time in position	2 years & 6 months
Previous position	Investment Analyst at Solid Investments
Time in position	2 years & 2 months

Further information

You can also obtain this information, the PDS for the Salt NZ Dividend Appreciation Fund, and some additional information from the offer register at www.business.govt.nz/disclose.